

स्थानिक जरूरतों का अध्ययन

→ पाबल गाँव में कोई उद्यान नहीं ।

→ आराम (relax) होने के कोई garden नहीं है ।

Project Period : Sept – Oct 2012

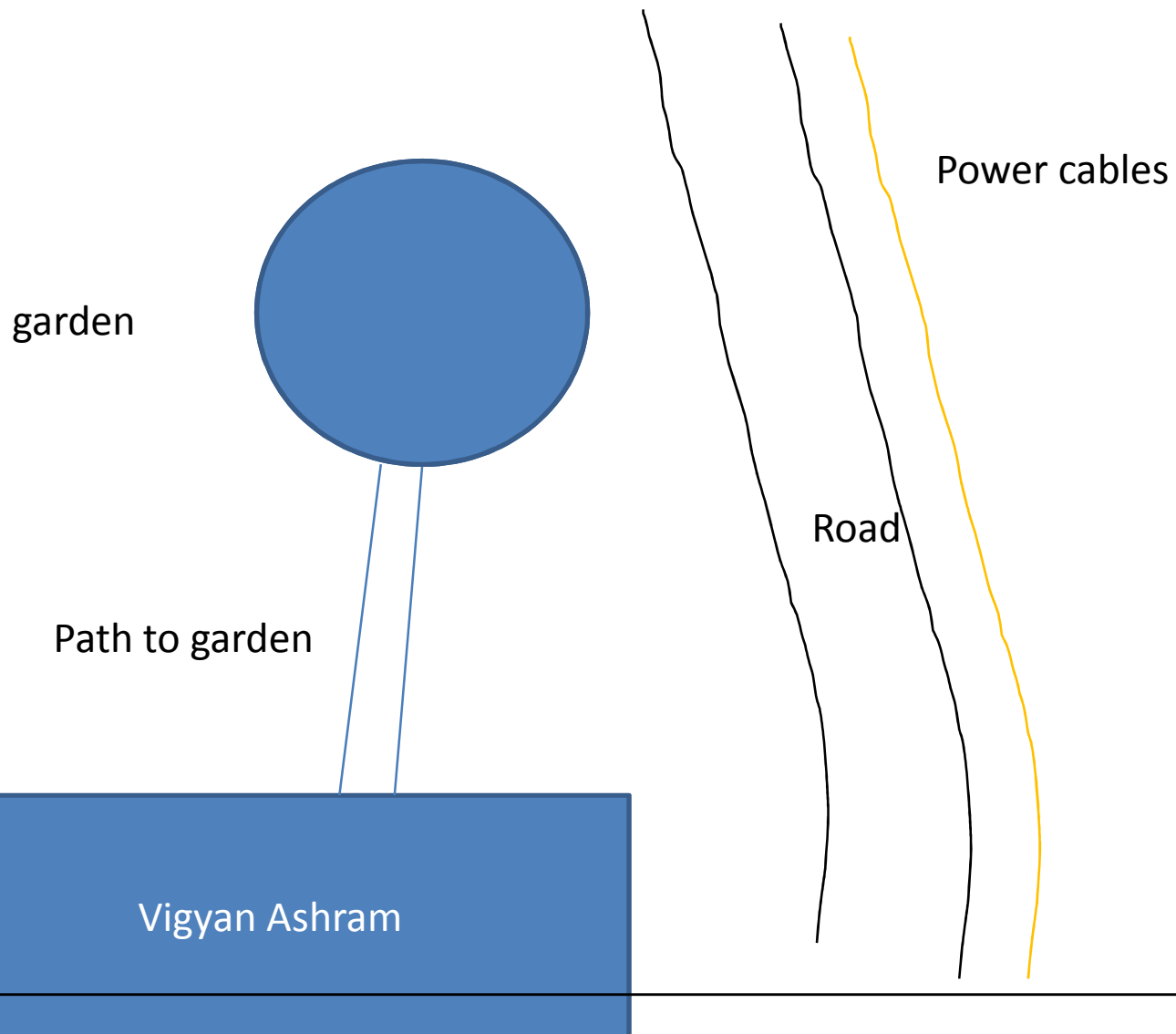
जगह का चयन (Selection of site)



Design a **garden** in Vigyan Ashram for use by all students.

- To include:
 - Metal chairs, bamboo chairs,
 - See saw and swing
 - Drip irrigation (water system for plants)
 - Toilets
 - Swing
 - Table
 - Slide
 - Snacks room
 - Bricks and sand (decoration)
 - Soil For plantation

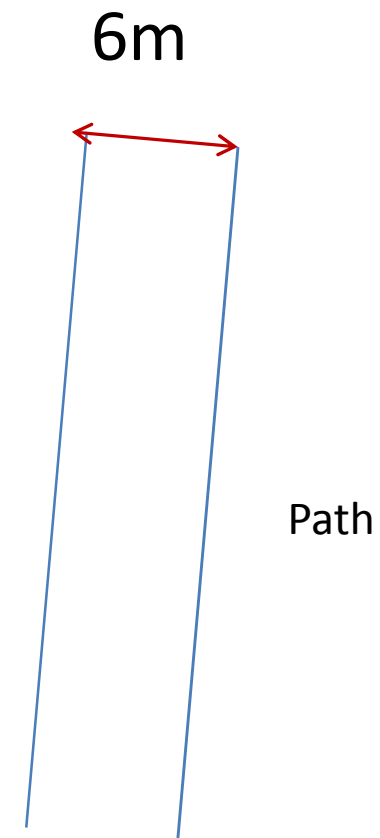

What is the area of our space?



Teamwork

- There were 4 groups (each of 4 people) designing the path and 7 groups designing the garden. (as per their section)
- All group NEED to work together!
- Each group needs to understand what the other groups are doing and COMMUNICATE to each other.

The spaces we need to design:



Distribution of task

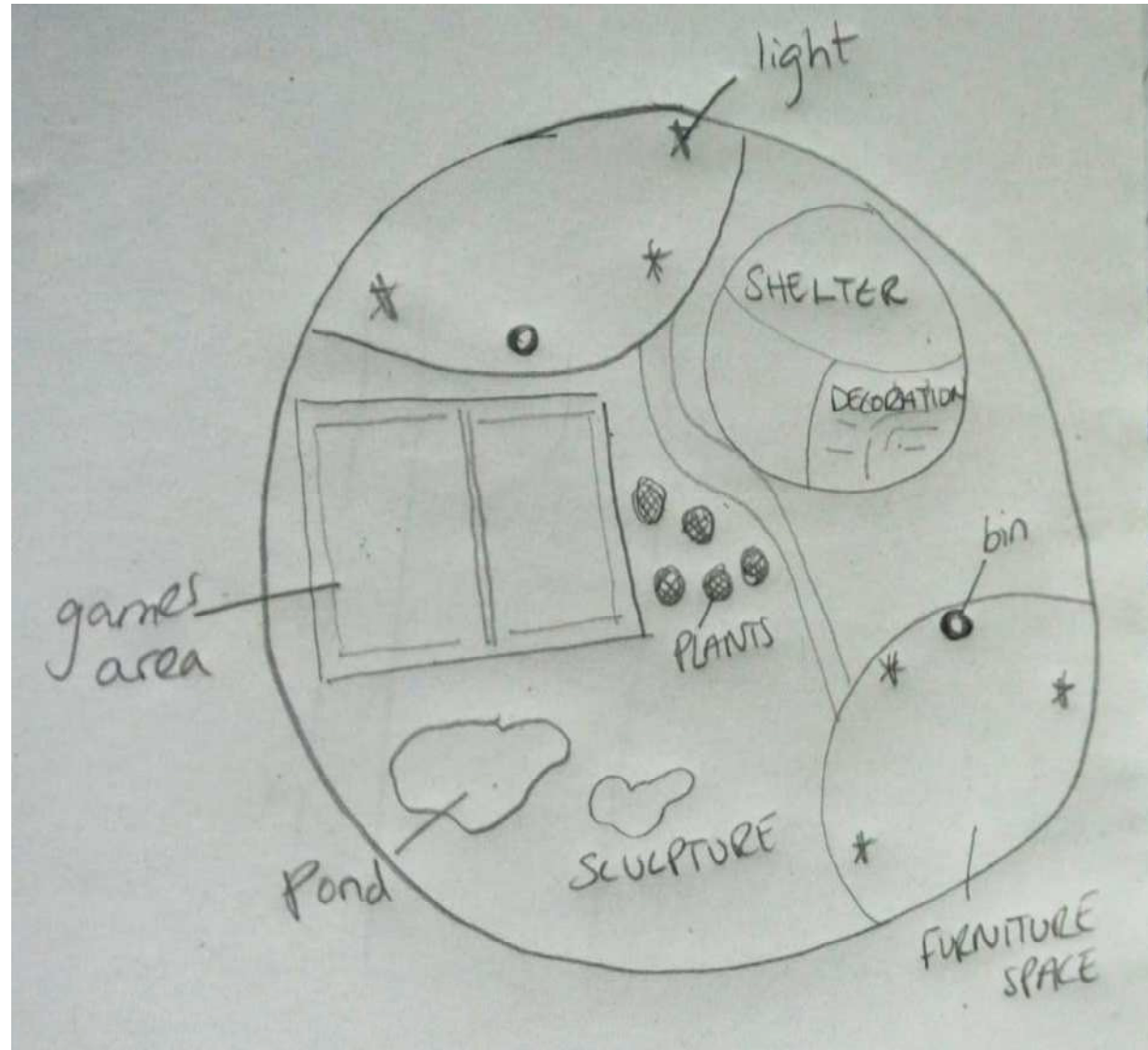
- Work divided into 7 groups working in garden into:
- Group 1: Shelter – dome or other
- Group 2: Lighting
- Group 3: Furniture
- Group 4: Sculptures
- Group 5: Games
- Group 6: Plants and trees
- Group 7: Decorations and features.

Team

- Group 1: Shelter – dome or other Rohit, Vijay, Dilar and Gopal
- Group 2: Lighting Akshay, Samir, Sonu, Vishal and Swapnil
- Group 3: Furniture Pankaj, Kailas and Ganesh
- Group 4: Sculptures Yogesh and Nitin
- Group 5: Games Sagar, Raviraj, Chandracant and Avinash
- Group 6: Plants and trees Manchindra, Pradeep, Rushikesh and Amit
- Group 7: Decorations and features. Tushar, Vinod, Kanlesh and Sachin
- Group 8: Path Chandan, Aaytu, Shankar and Parvin
- Group 9: Path Javed, Manoj, Shivaram and Parshuram
- Group 10: Path Sonal, Mayur, Aarun and Shirnivas
- Group 11: Path Mangesh, Vikas, Aasha and Chetan

Sketch of Design

Discuss the design of space using sketch



Materials

Be creative with the use of scrap material!

Also think about using:

- Ferro cement
- Bamboo
- Papercrete
- Metal
- Different types of plants and trees
- What else?

We can not design everything out of scrap material so we also have a budget...

Budget

Budget = 5,000 Rupees

What can you
buy with 5,000
rupees?

Exercise:

If one cup of Chai costs 3
rupees, how many cups
of Chai could we buy with
5,000 rupees?

Answer =

= 1,666 cups!



How to spend the budget

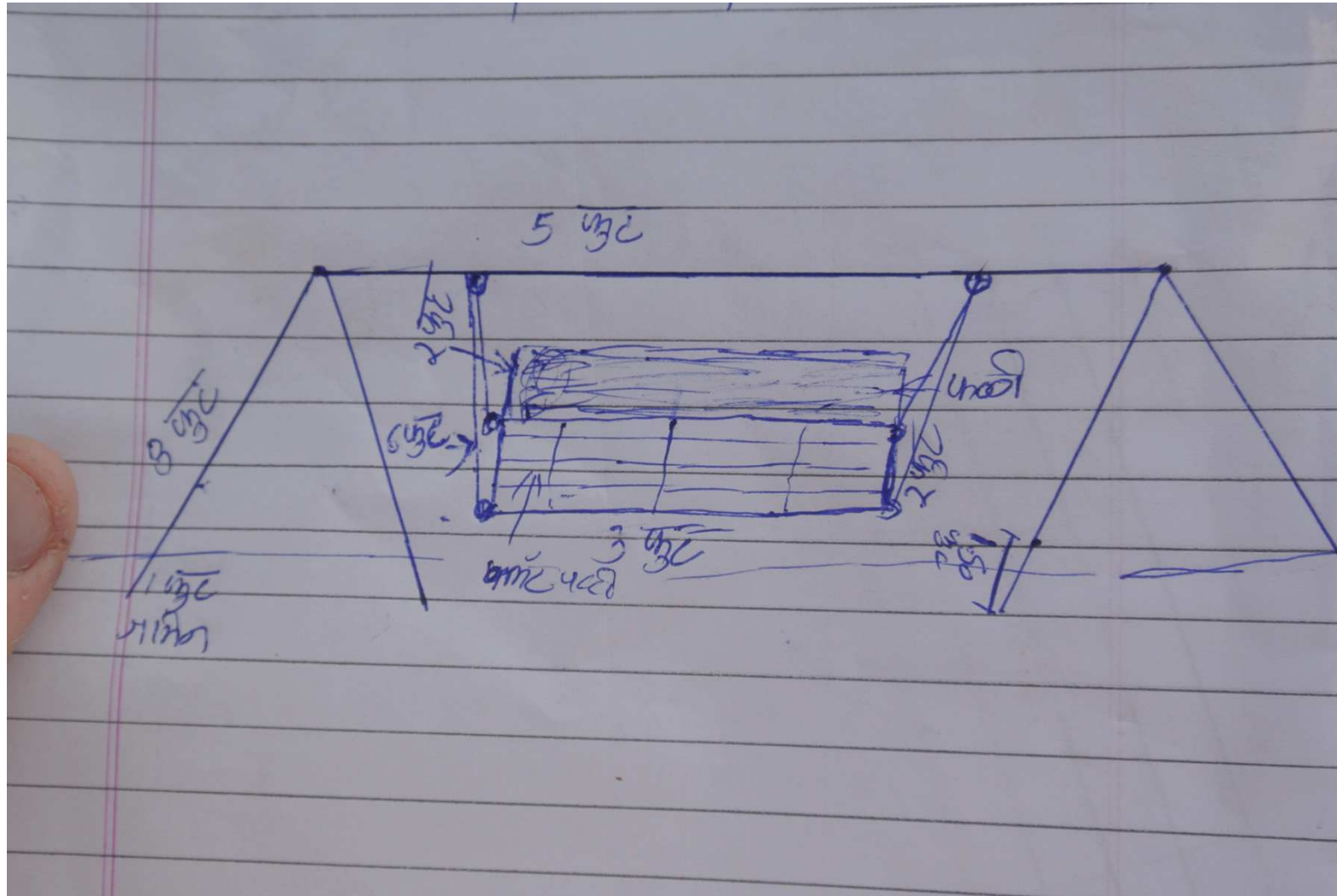
Okay so how do we allocate the money and make sure we get everything we want?

- Planning.
- Materials lists: Ask your instructors how much each material will cost

Each group must create a materials list. Think of everything you will need! E.g.

Group	Material	Cost of material	Amount needed	Total cost
Path	Bamboo	30 rupees per foot	25 feet	$30 \times 25 = 750$ rupees
Games	Metal pipe for swing

Estimate



Estimate

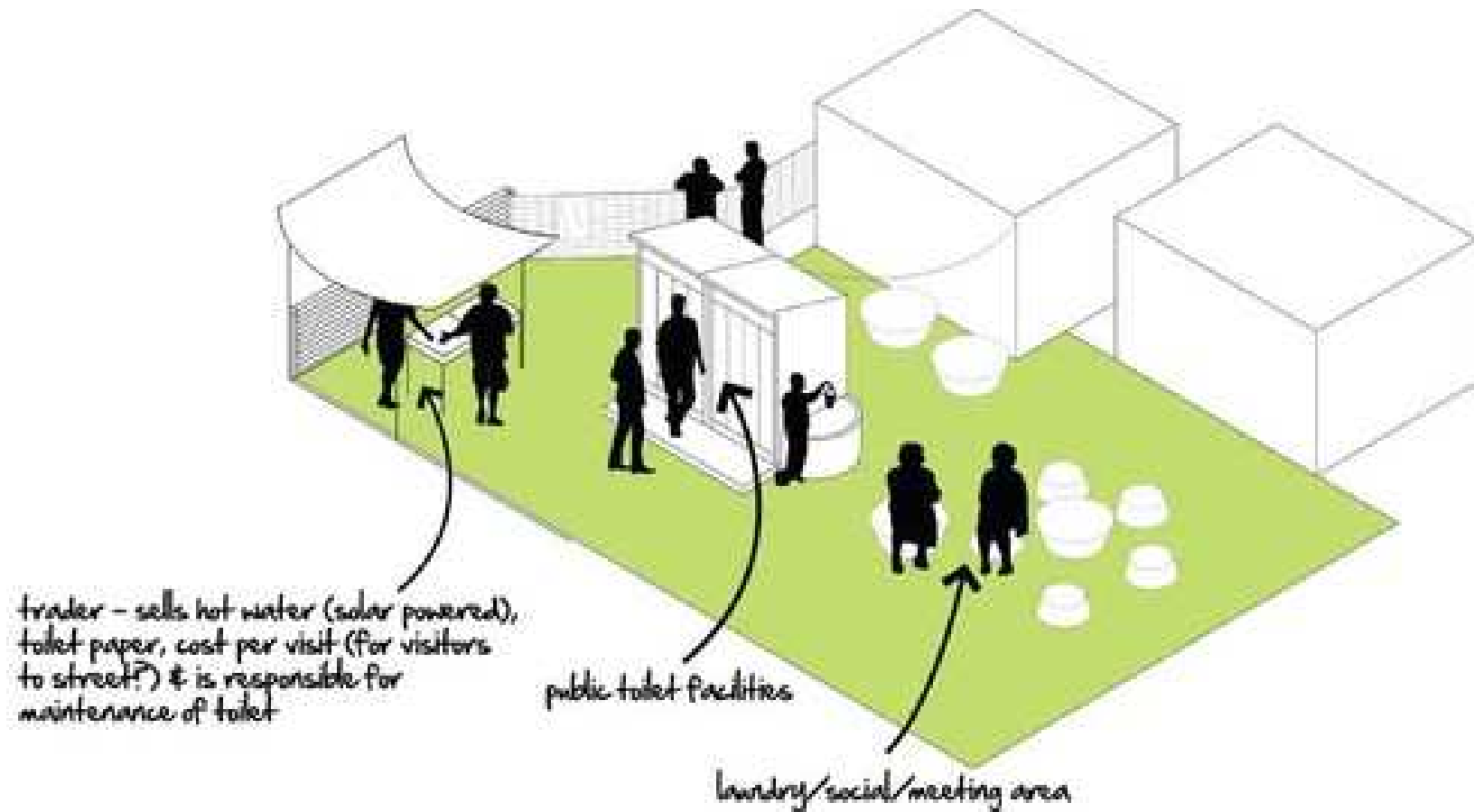
अ.न.	वस्तुचे नाव	मात्रा	दर	किंमत	एकूण
1	पाईप	45 फुट	22	22 X 45	990
2	सिमेंट	10 kg	7	10 X 7	70
3	वाळू	10 बोरेले	7	10 X 7	70
4	खडी	5 घनमी	- 8	8 X 25 = 40	40
5	साकळी	2 फुट	-	-	-
6	पेट भांडी	500 ग्रॅम	-	-	-
7	मिकांयची फळी	3 फुट	-	-	-
8	L भांडी	10 फुट	-	-	-
9	पट्टी पत्र	20 फुट	-	-	-

Drawing

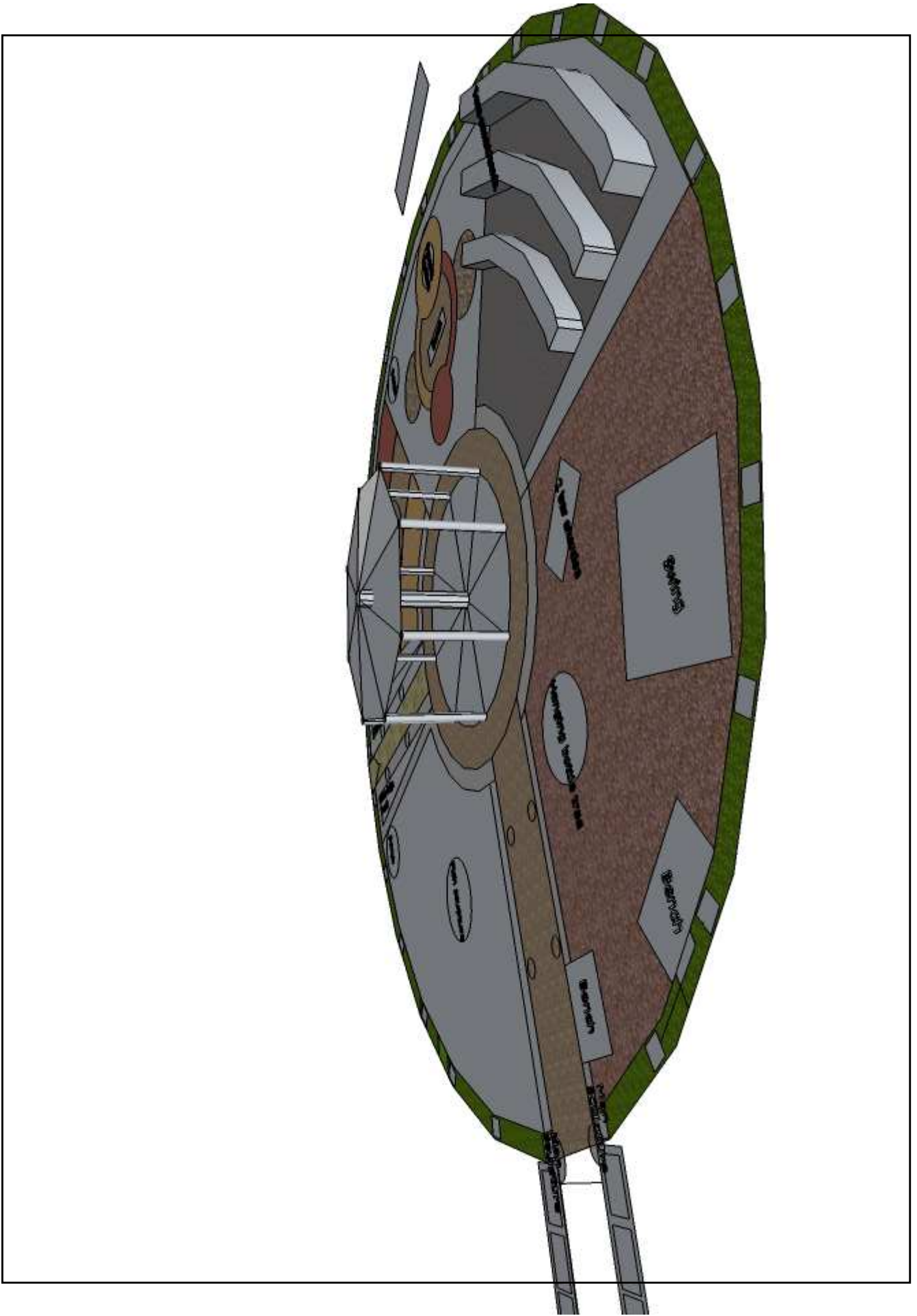
- When you are drawing your ideas remember **Dimensions!!**



Google sketchup can also help produce 3D drawings...



SANITATION NODE - Occurs in open space/street intersection, street trader maintains toilet in return for business



So... The project so far...

It has been hard work! Have you enjoyed it?
What have you learnt?



Path group






Shelter






- Roof material?
 - Tile or green net and polypaper
 - Which is better in the long term?
- Bricks around
- Path around shelter
- Bamboo

Furniture





Games



Decorations and features



A lovely example of teamwork...













Summary

- The project involved 2 weeks of planning
- (10 Powerpoint lessons and a Google Sketchup plan),
- 1 week of working on the space from 6.30am - 8am and 5 full days of construction.
- The students worked in small groups of 4. Four groups (16 students) designed and constructed the path up to the main space.
- Seven groups worked in the main circle (diameter 24m) on the decorations, furniture, sculptures, planting, shelter, games and lighting.
- All material used was bought locally or re used from waste material at Vigyan Ashram. In the end, Rs 8286 was spent.